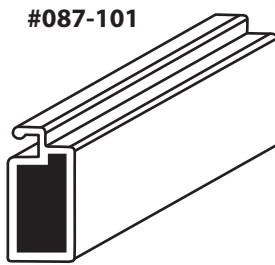
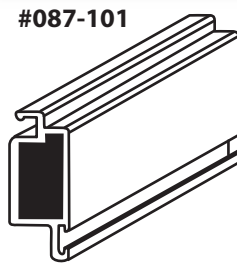


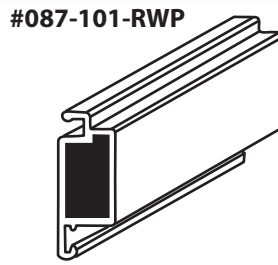
Extruded Window Screen Frames



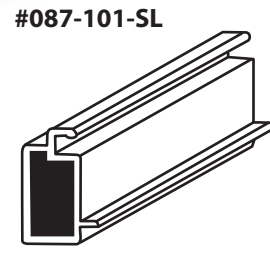
#087-101
(7/16" x 7/8") Plain



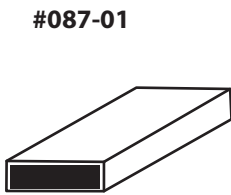
#087-101
(7/16" x 7/8") w/ Woolpile



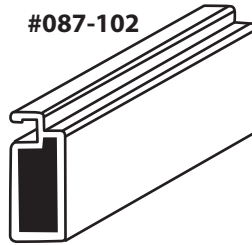
#087-101-RWP
(7/16" x 7/8") w/ Reverse Woolpile



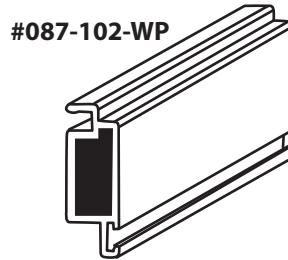
#087-101-SL
(7/16" x 7/8") w/ Stopleg



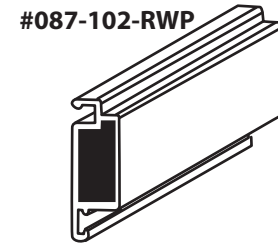
#087-01
(5/16" x 1") Cross Bar



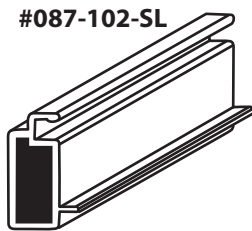
#087-102
(3/8" x 7/8") Plain



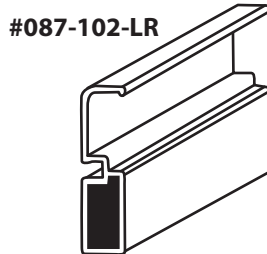
#087-102-WP
(3/8" x 7/8") w/ Woolpile



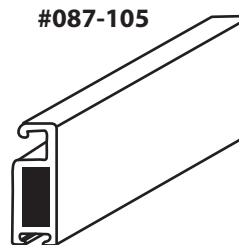
#087-102-RWP
(3/8" x 7/8") w/ Reverse Woolpile



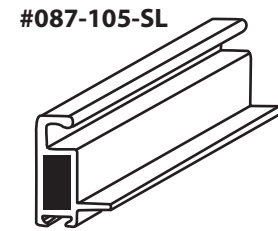
#087-102-SL
(3/8" x 7/8") w/ Stopleg



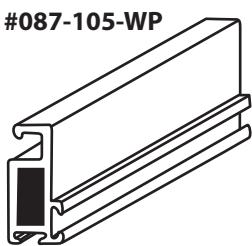
#087-102-LR
(3/8" x 7/8") w/ Lift Rail



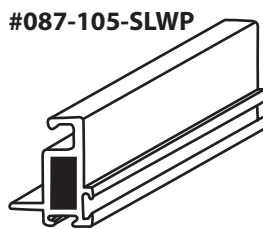
#087-105
(5/16" x 3/4") Plain



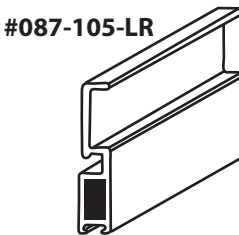
#087-105-SL
(5/16" x 3/4") w/ Stopleg



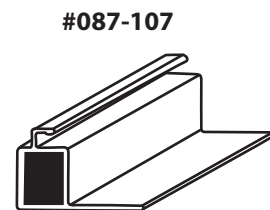
#087-105-WP
(5/16" x 3/4") w/ Woolpile



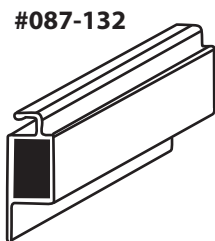
#087-105-SLWP
(5/16" x 3/4") w/ Stopleg & Woolpile



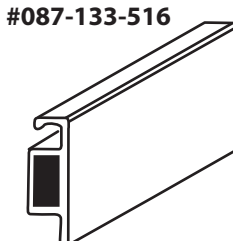
#087-105-LR
(5/16" x 3/4") w/ Lift Rail



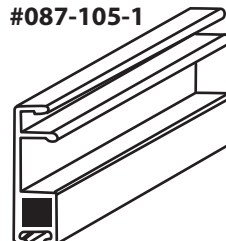
#087-107
(7/16" x 13/16" x 3/4") Offset



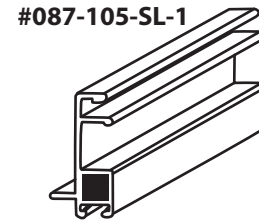
#087-132
(3/8" x 3/4" x 5/16" Flange)
For Exterior Application



#087-133-516
(5/16" x 3/4" x 5/16" Flange)
For Interior Application




#087-105-1
(5/16" x 1") Plain



#087-105-SL-1
(5/16" x 1") w/ Stopleg

Fiberglass Screen Mesh



100' Roll

18x16 Mesh 1 Roll/Polybag Packaging

Width	Black Part #	Gray Part #	Weight (lbs.)
24"	082-02-B-24	082-02-G-24	6
26"	082-02-B-26	082-02-G-26	6
28"	082-02-B-28	082-02-G-28	7
30"	082-02-B-30	082-02-G-30	7
32"	082-02-B-32	082-02-G-32	7
34"	082-02-B-34	082-02-G-34	7
36"	082-02-B-36	082-02-G-36	9
42"	082-02-B-42	082-02-G-42	10
48"	082-02-B-48	082-02-G-48	11
54"	082-02-B-54	082-02-G-54	12
60"	082-02-B-60	082-02-G-60	14
72"	082-02-B-72	082-02-G-72	16

300' Roll

18x16 Mesh 1 Roll

Width	Black Part #	Gray Part #	Weight (lbs.)
24"	082-10-B-24	082-10-G-24	18
26"	082-10-B-26	082-10-G-26	18
28"	082-10-B-28	082-10-G-28	21
30"	082-10-B-30	082-10-G-30	21
32"	082-10-B-32	082-10-G-32	21
34"	082-10-B-34	082-10-G-34	21
36"	082-10-B-36	082-10-G-36	27
42"	082-10-B-42	082-10-G-42	30
48"	082-10-B-48	082-10-G-48	33
54"	082-10-B-54	082-10-G-54	36
60"	082-10-B-60	082-10-G-60	42
72"	082-10-B-72	082-10-G-72	48


600' Roll

Width	Black Part #	Gray Part #	Weight (lbs.)
24"	082-11-B-24	082-11-G-24	6
26"	082-11-B-26	082-11-G-26	6
28"	082-11-B-28	082-11-G-28	7
30"	082-11-B-30	082-11-G-30	7
32"	082-11-B-32	082-11-G-32	7
34"	082-11-B-34	082-11-G-34	7
36"	082-11-B-36	082-11-G-36	9
42"	082-11-B-42	082-11-G-42	10
48"	082-11-B-48	082-11-G-48	11
54"	082-11-B-54	082-11-G-54	12
60"	082-11-B-60	082-11-G-60	14
72"	082-11-B-72	082-11-G-72	16



Any questions, call your Account Specialist @ 800.842.0974

Aluminum Screen Mesh



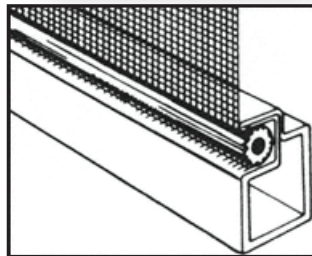
100' Rolls

Width	Bright Finish	Black Finish
18"	083-02-11-18	083-02-B-18
20"	083-02-11-20	083-02-B-20
22"	083-02-11-22	083-02-B-22
24"	083-02-11-24	083-02-B-24
26"	083-02-11-26	083-02-B-26
28"	083-02-11-28	083-02-B-28
30"	083-02-11-30	083-02-B-30
32"	083-02-11-32	083-02-B-32

100' Rolls

Width	Bright Finish	Black Finish
34"	083-02-11-34	083-02-B-34
36"	083-02-11-36	083-02-B-36
38"	083-02-11-38	083-02-B-38
40"	083-02-11-40	083-02-B-40
42"	083-02-11-42	083-02-B-42
48"	083-02-11-48	083-02-B-48
54"	083-02-11-54	083-02-B-54
60"	083-02-11-60	083-02-B-60
72"	083-02-11-72	083-02-B-72

Screen Spline



.120 1/8" ☼	.140 5/64" ☼	.150 ☼	.160 5/32" ☼	.180 1 1/64" ☼	.190 3/16" ☼	.200 13/64" ☼	.143 ☼
.210 ☼	.220 ☼ 7/32"	.230 ☼ 15/64"	.240 ☼	.250 ☼ 1/4"	.260 ☼	— 5/16"	"T" T

Size	100' Rolls, Black	500' Rolls, Black
0.120	085-120-1B	085-120-5B
0.130	085-130-1B	085-130-5B
0.140	085-140-1B	085-140-5B
0.145	085-145-1B	085-145-5B
0.150	085-150-1B	085-150-5B
0.160	085-160-1B	085-160-5B
0.170	085-170-1B	085-170-5B
0.180	085-180-1B	085-180-5B

Size	100' Rolls, Black	500' Rolls, Black
0.200	085-200-1B	085-200-5B
0.210	085-210-1B	085-210-5B
0.220	085-220-1B	085-220-5B
0.230	085-230-1B	085-230-5B
0.240	085-240-1B	085-240-5B
0.250	085-250-1B	085-250-5B
0.260	085-260-1B	085-260-5B
143	085-143-1B	085-143-5B
"T"	085-T-1B	085-T-5B

Any questions, call your Account Specialist @ **800.842.0974**

Screen Accessories



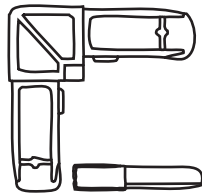
Window Screen Corner
For mitered applications



Part #	Bar Size	Bar Type
032-SC-7/16	7/16"	Regular
032-SC-3/8	3/8"	Regular
032-SC-3/8-F	3/8"	Flanged
032-SC-5/16	5/16"	Regular
032-SC-1/4	1/4"	Regular

Material: Aluminum
Used by: Several Manufacturers

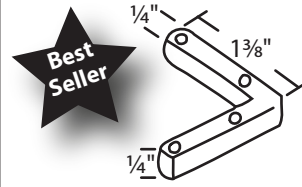
#032-1439 Lt. Brown
Window Screen Corner



Material: Plastic
Bar size: 7/16"
Used by: Inda

For non-mitered applications
Used on 7/16" Indal screen bar
Does not fit on AGP screen bars.

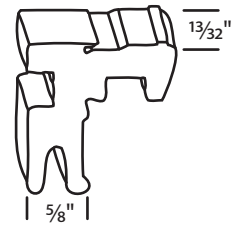
#032-1402 Mill
Screen or Sash Corner



Best Seller

Material: Die Cast
Used By: Several Manufacturers

#032-273 Mill
Sliding Screen Door Corner



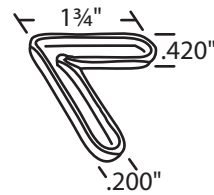
Material: Aluminum
Used by: Zimcor

#032-1467-B Bronze
#032-1467-C Champagne
#032-1467-W White
Window Screen Corner



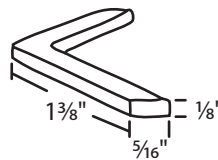
Material: Plastic
Used By: Pella
Sold in sets of 4 only.

#032-1420 Mill
Screen or Sash Corner



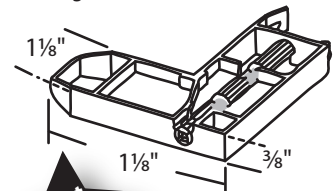
Material: Aluminum
Used by: Several Manufacturers

#032-1421 Mill
Screen or Sash Corner



Material: Aluminum
Used by: Several Manufacturers

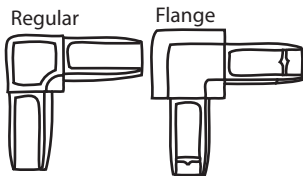
#032-272 Mill
Sliding Screen Door Corner



Best Seller

Material: Die Cast
Used by: Several Manu.

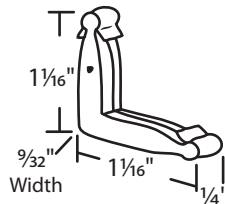
Window Screen Corners
For non-mitered applications
Just press into place for perfect fit
Corners have channel for screen spline
Close color match to screen bar



Part #	Color	Bar Type
032-SCB-7/16	Brown	Regular
032-SCS-7/16	Silver	Regular
032-SCW-7/16	White	Regular
032-SCB-3/8	Brown	Regular
032-SCS-3/8	Silver	Regular
032-SCW-3/8	White	Regular
032-SCB-3/8-F	Brown	Flange
032-SCS-3/8-F	Silver	Flange
032-SCW-3/8-F	White	Flange
032-SCB-3/8-FO	Brown	Rev. Flange
032-SCS-3/8-FO	Silver	Rev. Flange
032-SCW-3/8-FO	White	Rev. Flange
032-SCB-5/16	Brown	Regular
032-SCS-5/16	Silver	Regular
032-SCW-5/16	White	Regular
032-SCB-1/4	Brown	Regular
032-SCS-1/4	Silver	Regular
032-SCW-1/4	White	Regular

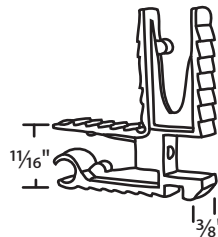
Material: Plastic
Used by: Several Manufacturers

#032-1408 Mill
Screen or Sash Corner



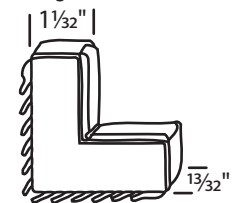
Material: Die Cast
Used by: Several Manufacturers

#032-211 Mill
Sliding Screen Door Corner



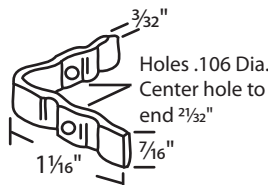
Material: Die Cast
Used by: Indal

#032-272 Black
Sliding Screen Door Corner



Material: Plastic
Used by: Almetco

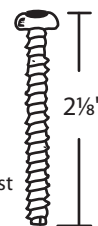
#032-1437 Mill
Screen or Sash Corner



Holes .106 Dia.
Center hole to end 2 1/32"

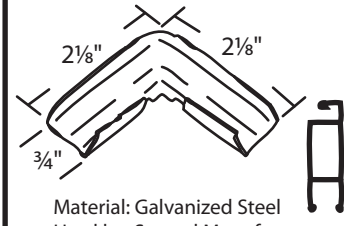
Material: Aluminum
Used by: Indal

#032-211S Mill
Special Tapered Screw
for 032-211 Corner



Material: Die Cast
Used by: Indal

#032-252 Mill
Sliding Screen Door Corner
Used on screen bar 032-1456



Material: Galvanized Steel
Used by: Several Manufacturers

Any questions, call your
Account Specialist @ 800.842.0974