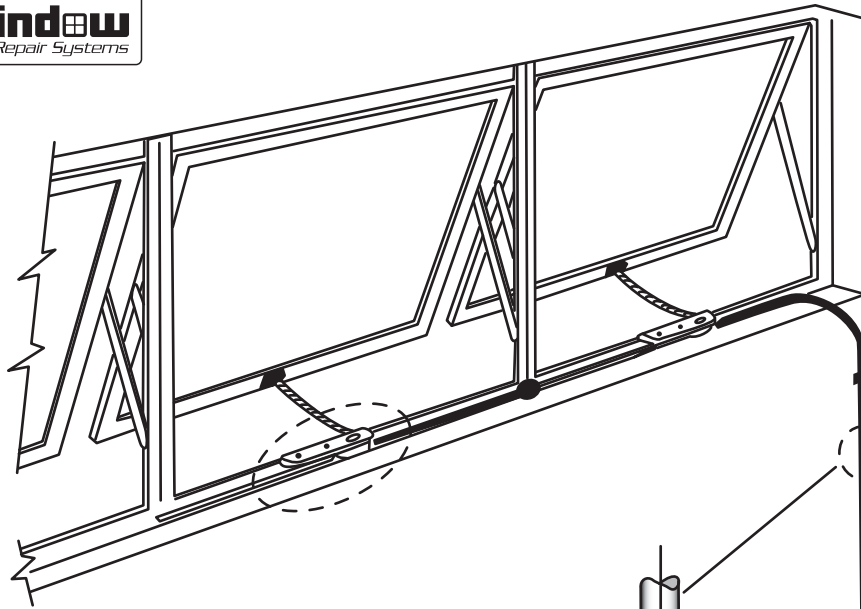


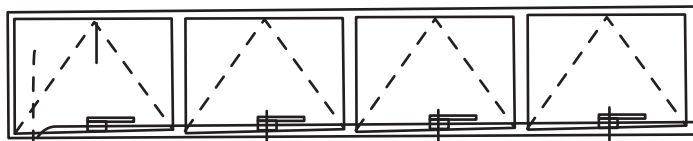
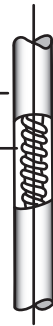
Clerestory Controls



Call Us Today  
For Details!

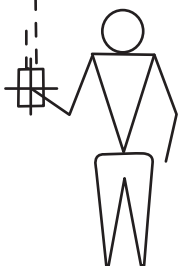
Conduit

Cable



Sill Line

NOTE : Indicate on elevation drawing - "Floor to Sill Measurement"



NOTE : Indicate on elevation drawing  
the preferred location of crank(s)

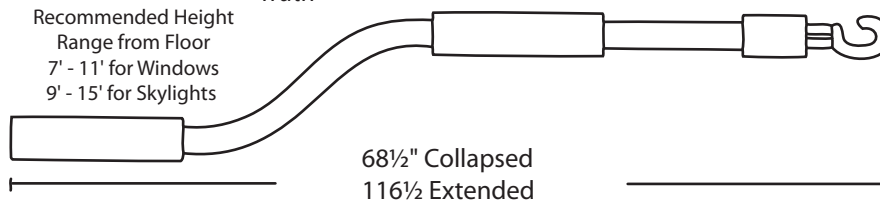
Floor Line

Any questions, call your  
Account Specialist @ 800.842.0974

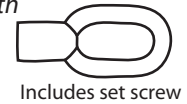
**Clerestory/Skylight Controls**



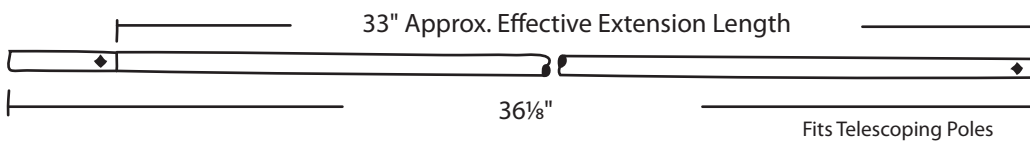
**#022-178-B Pole w/ Hex Ball Drive**  
**#022-178-H Pole w/ Hook End**  
 Telescoping Pole Crank  
*Truth*



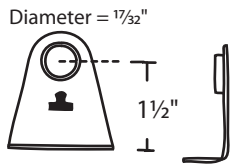
**#022-184-32 White**  
**#022-184-03 Bronze**  
**#022-184-01 Aluminum**  
 Eyelet  
*Truth*



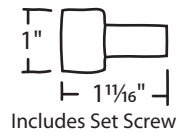
**#022-178-PE**  
 3 Foot Pole Extension  
*Truth*



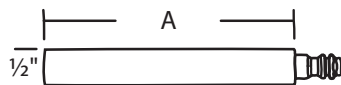
**#022-186-32 White**  
**#022-186-03 Bronze**  
**#022-186-01 Aluminum**  
 Bearing Bracket  
*Truth*



**#06-03B-32 White**  
**#06-03B-03 Bronze**  
**#06-03B-01 Aluminum**  
 Hex Ball Adaptor  
*Truth*



**#022-180-2-32 White A = 2"**  
**#022-180-2-03 Bronze A = 2"**  
**#022-180-4-32 White A = 4"**  
**#022-180-4-03 Bronze A = 4"**  
 Handle Extension  
*Truth*

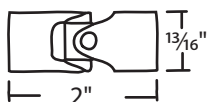


**#022-181**  
 Insert  
*Truth*

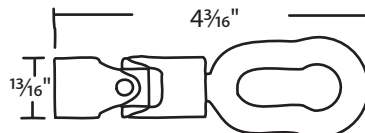
63/64"

Note:  
 - Insert is needed to connect Universal to Universal or Universal to Handle Extension.  
 - Spline is standard on all *Truth* Operators.

**#022-182-32 White**  
**#022-182-03 Bronze**  
**#022-182-01 Aluminum**  
 Universal  
*Truth*



**#022-183-32 White**  
**#022-183-03 Bronze**  
**#022-183-01 Aluminum**  
 Universal w/ Pole Ring  
*Truth*



Any questions, call your Account Specialist @ 800.842.0974

**#022-189**  
 Clerestory Pole Crank  
*Truth*

