



Carriers




#01-92  
Traco 9100, 9400, 9900  
Arch. Wdw., Pioneer,  
& Riverview



#01-91  
Arch. Wdw. & YKK




#01-711  
Arch. Wdw.




#01-712  
Arch. Wdw




#01-713  
Boyd




#01-80  
EFCO




#01-93  
Graham 2200/2200




#01-94  
Graham 2500




#01-78  
Kawneer




#01-710  
Peerless Window



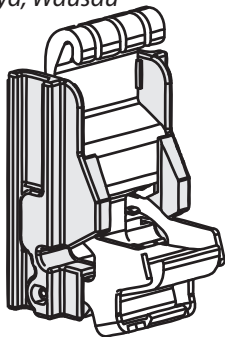
#01-95  
Winco



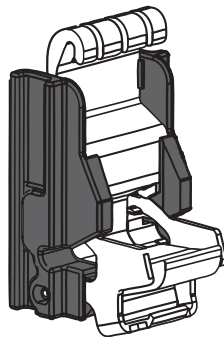
#01-714



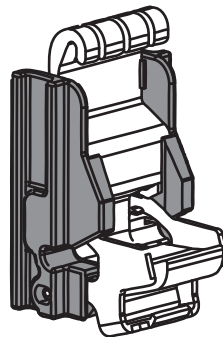
#01-87 Natural/White  
Traco, Arch. Wdw., Kawneer,  
Winco, Peerless, Graham,  
Boyd, Wausau



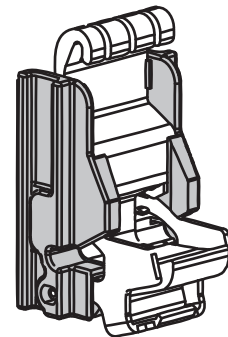
#01-77 Black  
YKK, EFCO, & Arch. Wdw.



#01-88 Red  
Graham



#01-90 Blue  
Pioneer, Riverview



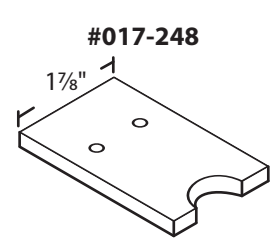
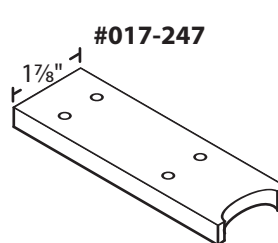
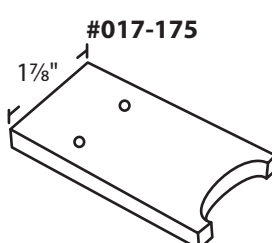
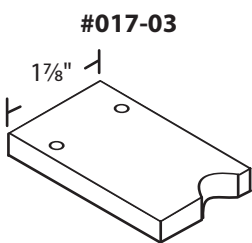
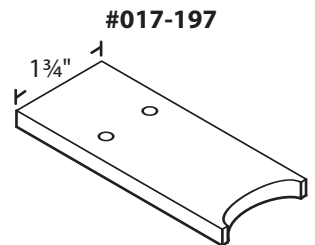
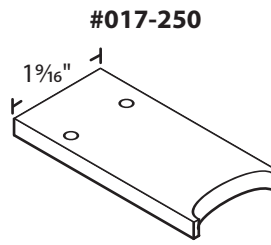
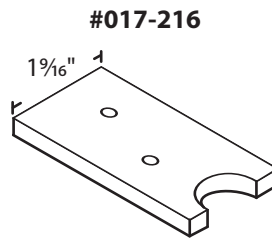
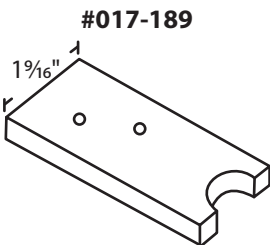
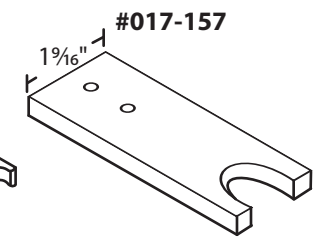
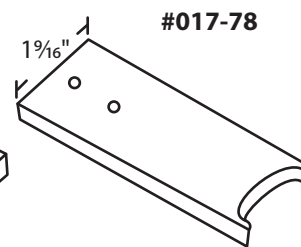
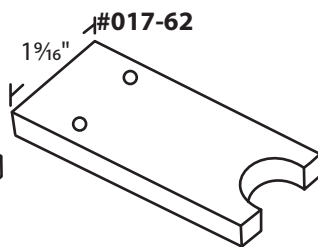
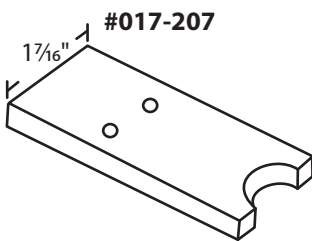
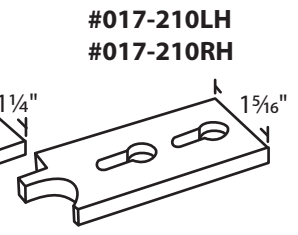
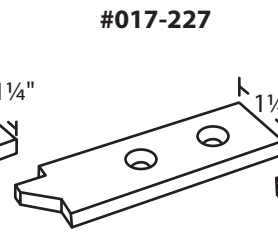
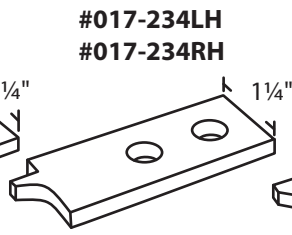
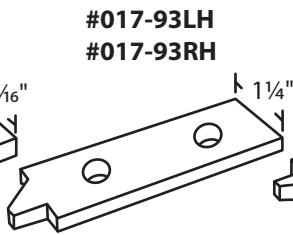
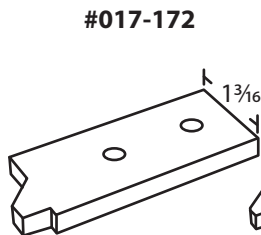
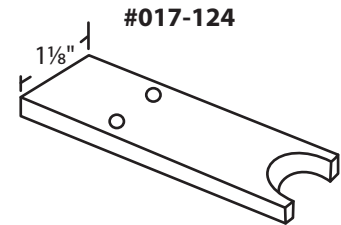
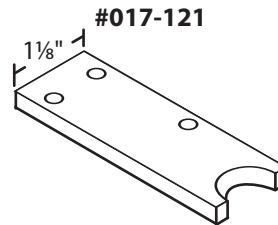
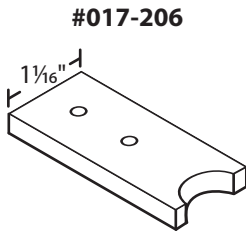
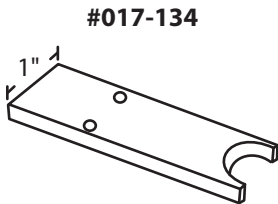
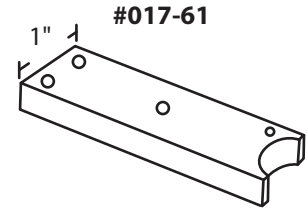
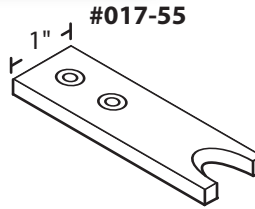
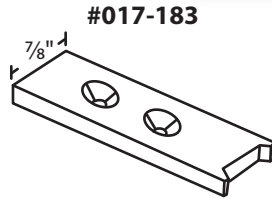
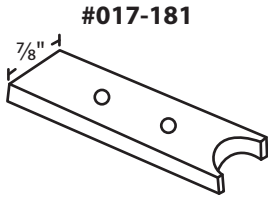
# Complete Service Available

Thank You  
for Using Our Services!  
Your Satisfaction  
is Important to Us!



Any questions, call your  
Account Specialist @ 800.842.0974

Surface Guides



**Turbo II™ Kits**

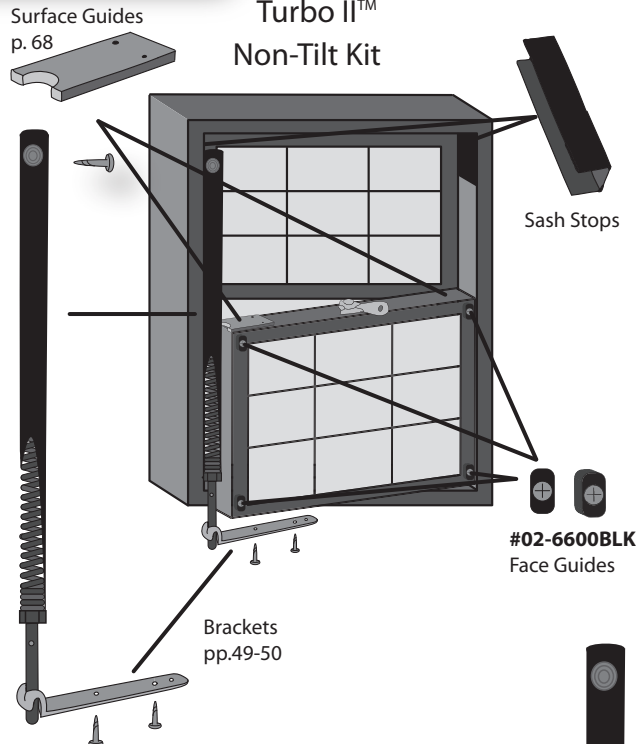


This **Turbo II™ Non-Tilt Kit** is a custom kit for repairing a non-tilt single hung window. Includes balances, brackets, tops guides, face guides and stops as pictured here. Double hung kits will include what is needed for repairing both the upper and lower window sash.

What we need to put a kit together for you:

- Sash Height
- Sash weight
- Total sash travel (measure top of jamb to bottom jamb)
- Width of jamb (for sash stops and top guide dimensions)

**#025-42**  
 Alum-a-Lub  
 Lubricating Cleaner  
 One 9.4 oz. can will work  
 for 25+ windows

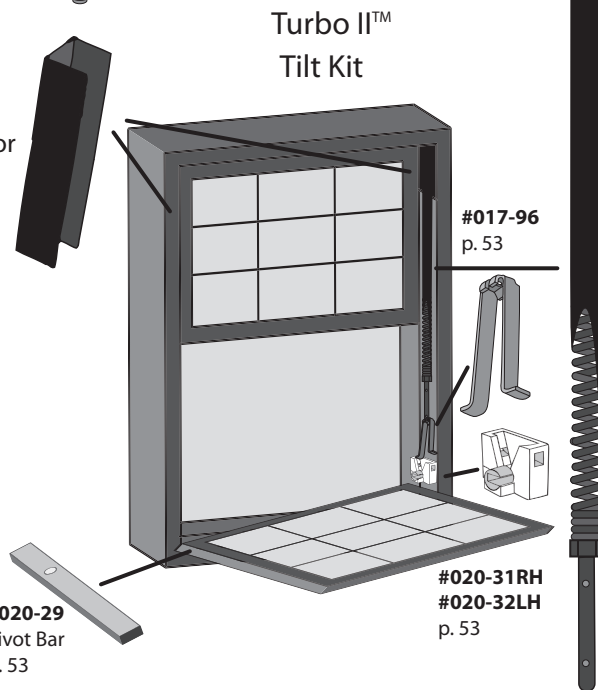


This **Turbo II™ Tilt Kit** is a custom kit for repairing a tilt single hung window. Includes balances, shoes and stops as pictured here. Double hung kits will include what is needed for repairing both the upper and lower window sash. Pivot bars can be included by request.

What we need to put a kit together for you:

- Sash Height
- Sash weight
- Total sash travel (measure top of jamb to bottom jamb)
- Dimensions of jamb (or what shoe you have)
- Pivot bar if needed (picture, sample or item #)

- ♦ Stainless steel reinforcement for added strength
- ♦ Fits most single & double hung windows
- ♦ Class 5 High Output Balance
- ♦ UV protected black tube
- ♦ 5 year manu warrenty
- ♦ 70% Lift Assist



Any questions, call your Account Specialist @ **800.842.0974**

