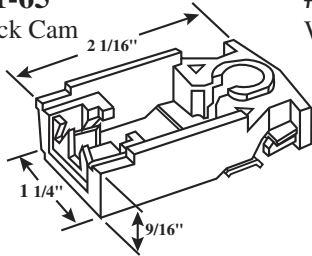
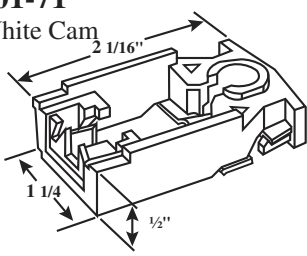


# Pivot Locking Shoes

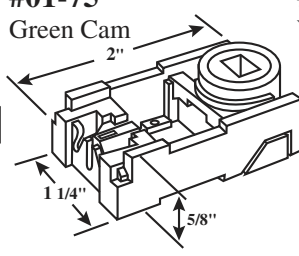
**#01-65**  
Black Cam



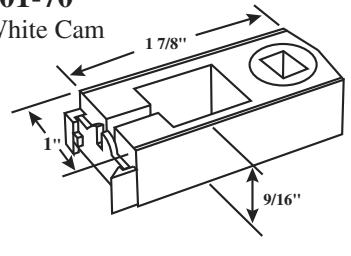
**#01-71**  
White Cam



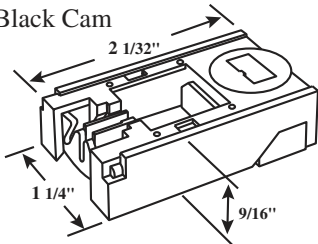
**#01-75**  
Green Cam



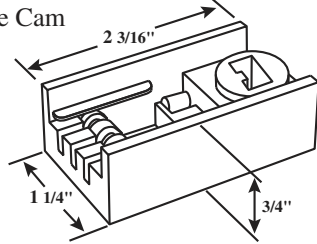
**#01-70**  
White Cam



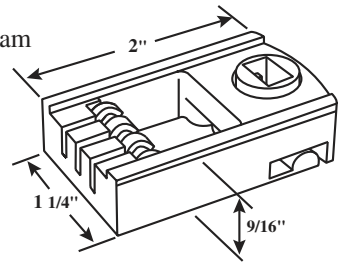
**#01-72**  
Black Cam



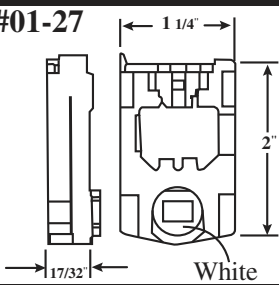
**#01-96**  
White Cam



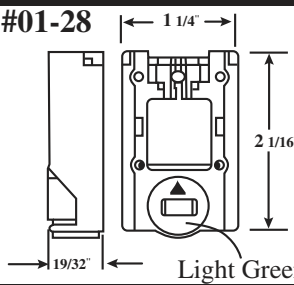
**#01-85**  
White Cam



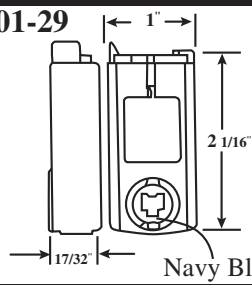
**#01-27**



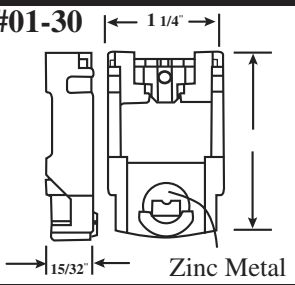
**#01-28**



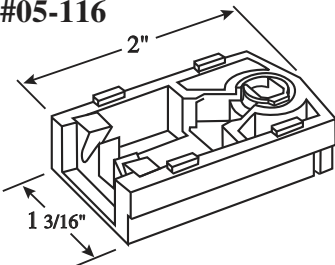
**#01-29**



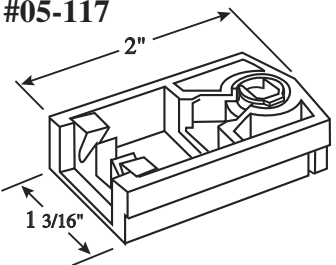
**#01-30**



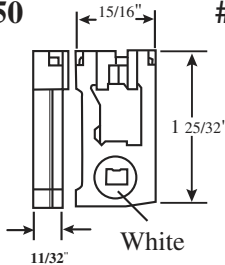
**#05-116**



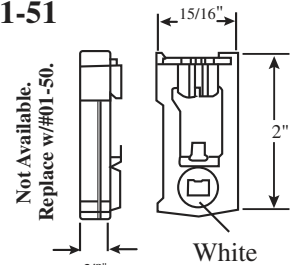
**#05-117**



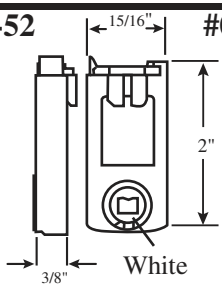
**#01-50**



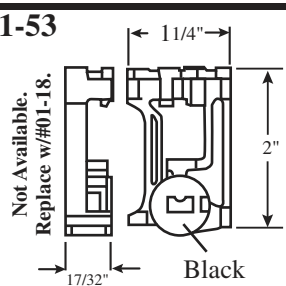
**#01-51**



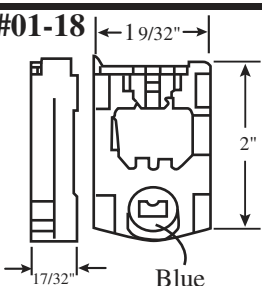
**#01-52**



**#01-53**

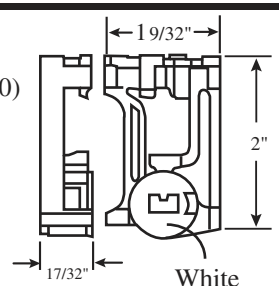


**#01-18**

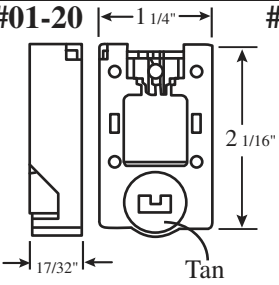


**#01-19**

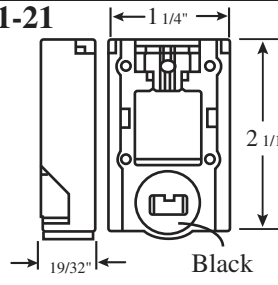
(Update with 01-18 or 01-20)



**#01-20**

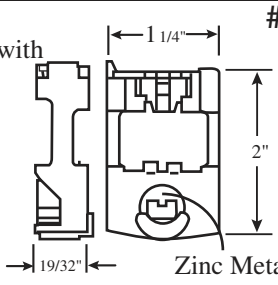


**#01-21**

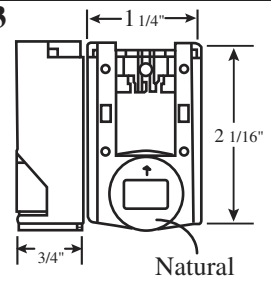


**#01-22**

(Update with 01-21)

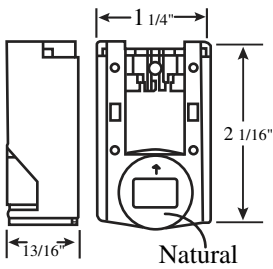


**#01-23**

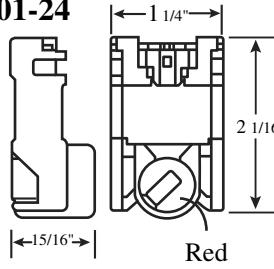


# Pivot Locking Shoes, Assemblies, Cams

#01-26



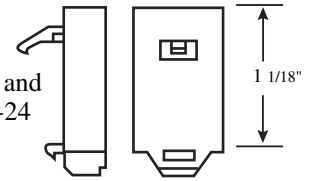
#01-24



#01-25

(Used with #01-24)

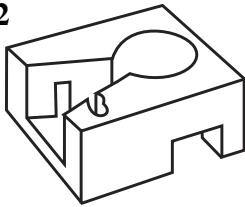
\*Old Styles had Black, White and Zinc Metal - Update with 01-24




## New Shoe Assembly for SWS Tilt In Windows

Please Call for More Information.

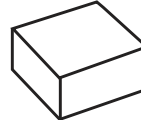
#017-92



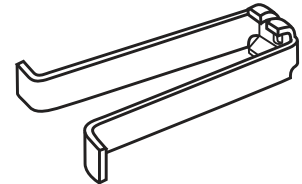
#017-92A



#017-92B



#017-96

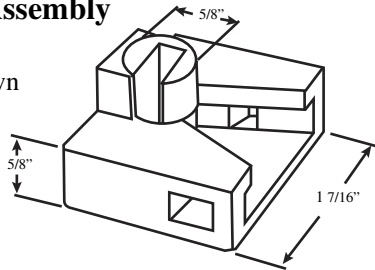


## Locking Shoe Assembly

#020-31 RH Shown

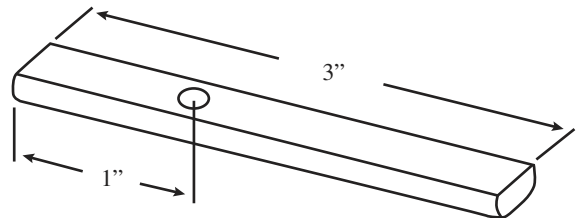
#020-32 LH

Full Length Cam



#020-29

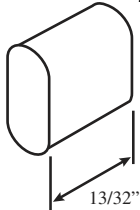
Pivot Bars



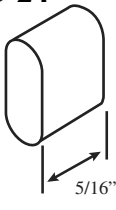
## Brake Rods

(Also for #03-12, 13, 14, 21, 22 Shoes)

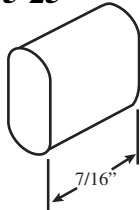
#05-23



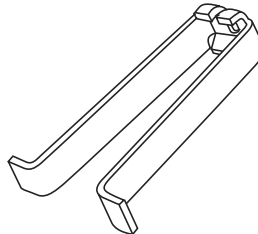
#05-24



#05-25

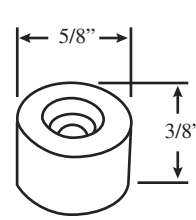


#017-96



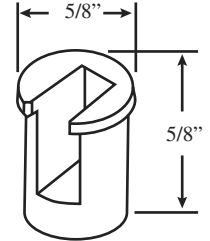
#020-30

Bushing, Metal

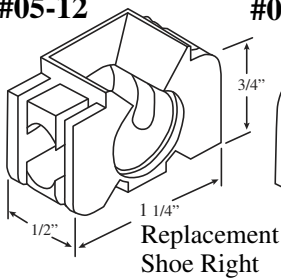


#020-33

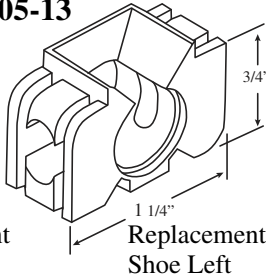
Milled Cam



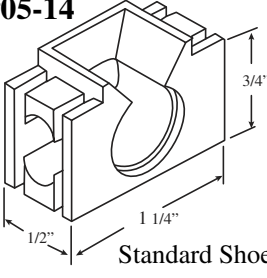
#05-12



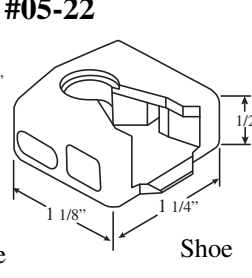
#05-13



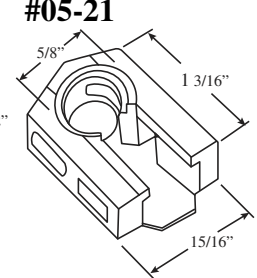
#05-14



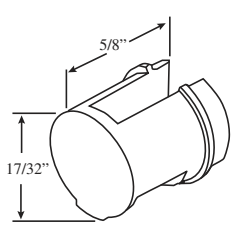
#05-22



#05-21

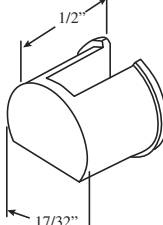


#05-15



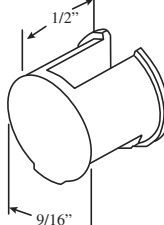
Metal Cam

#05-18



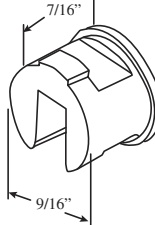
Metal Cam

#05-16



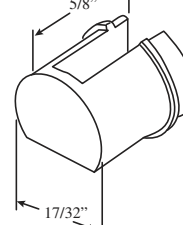
Metal Cam

#05-19



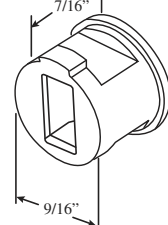
Plastic Cam  
(Used with #05-21)

#05-17



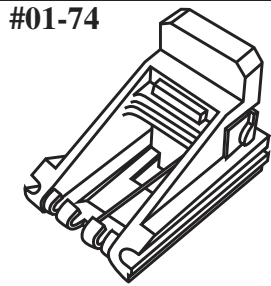
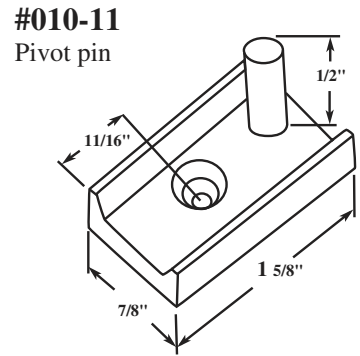
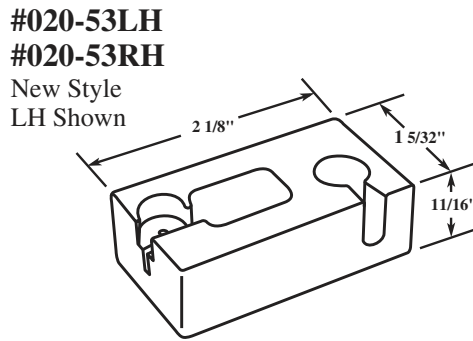
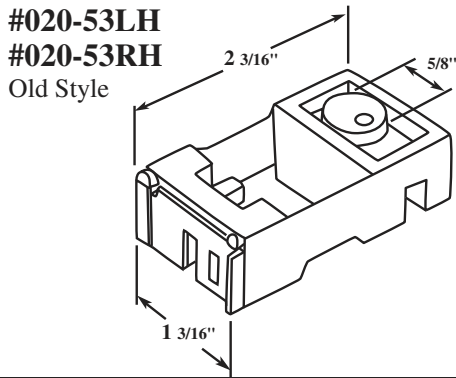
Metal Cam

#05-20



Plastic Cam  
(Used with 05-21)

# Pivot Locking Shoes, Assmeblies, Pivot Bars



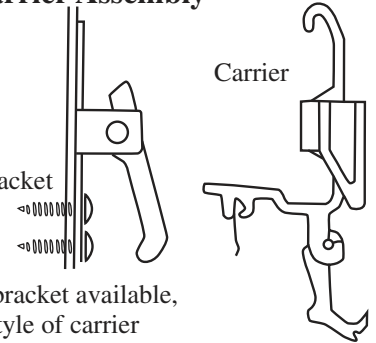
If You Can't Find  
What You're  
Looking For,  
Let Us Help!

Please  
Send a Sample  
of What You Need.

**Tandem/Single Carrier Assembly**

- #01-77** Black
- #01-88** Red
- #01-90** Blue
- #01-99** White

\*Mounting Bracket



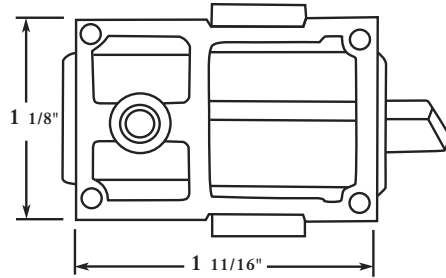
\*Many Styles of bracket available,  
dependant upon style of carrier

**#020-19** RH/LH / **#020-20** RH/LH  
Black White

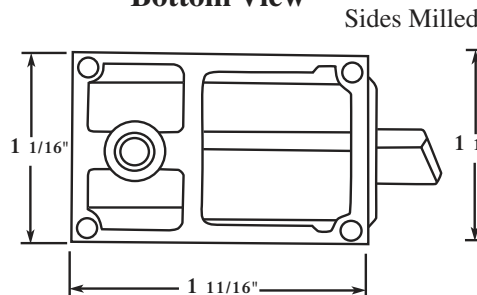
**#020-23** RH/LH / **#020-24** White  
Black Not Available

**#020-21** RH/LH / **#020-22** RH/LH  
Black White

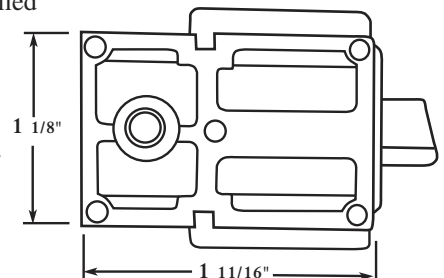
**Bottom View**



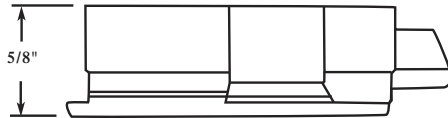
**Bottom View**



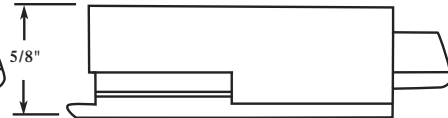
**Bottom View**



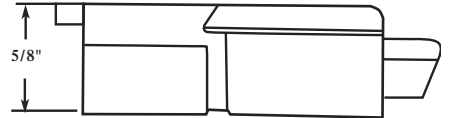
**Side View**



**Side View**



**Side View**



Actual Size  
Specify RH/LH (Left Shown)

Actual Size  
Specify RH/LH (Left Shown)

Actual Size  
Specify RH/LH (Right Shown)

