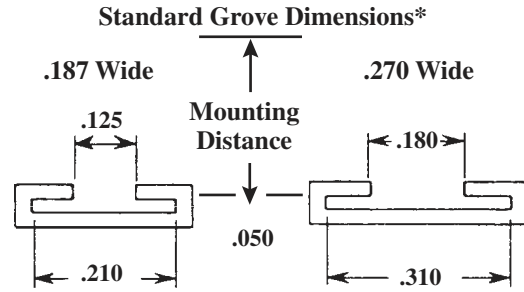
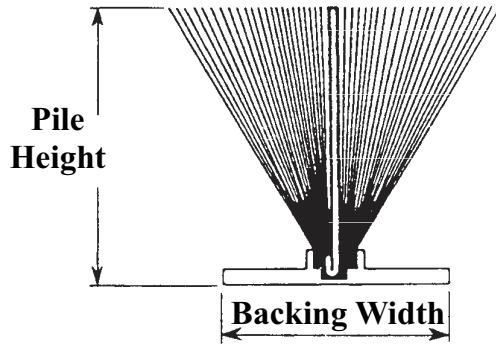


Misc. : Weatherstripping Specifications



* As stipulated in AAMA 701.2-74 specification for pile weather strip.

PILE	SOFT TOUCH-FIN		HIGH-FIN		NON-FIN	
	.187" WIDE	.270" WIDE	.187" WIDE	.270" WIDE	.187" WIDE	.270" WIDE
HEIGHT	Part # 021-	Part # 021-	Part # 021-	Part # 021-	Part # 021-	Part # 021-
0.150	18715F	27015F	18715HF	27015HF	18715	27015
0.160	18716F	27016F	18716HF	27016HF	18716	27016
0.170	18717F	27017F	18717HF	27017HF	18717	27017
0.180	18718F	27018F	18718HF	27018HF	18718	27018
0.190	18719F	27019F	18719HF	27019HF	18719	27019
0.200	18720F	27020F	18720HF	27020HF	18720	27020
0.210	18721F	27021F	18721 HF	27021HF	18721	27021
0.220	18722F	27022F	18722HF	27022HF	18722	27022
0.230	18723F	27023F	18723HF	27023HF	18723	27023
0.240	18724F	27024F	18724HF	27024HF	18724	27024
0.250	18725F	27025F	18725HF	27025HF	18725	27025
0.260	18726F	27026F	18726HF	27026HF	18726	27026
0.270	18727F	27027F	18727HF	27027HF	18727	27027
0.280	18728F	27028F	18728HF	27028HF	18728	27028
0.290	18729F	27029F	18729HF	27029HF	18729	27029
0.300	18730F	27030F	18730HF	27030HF	18730	27030
0.310	18731F	27031F	18731 HF	27031HF	18731	27031
0.320	18732F	27032F	18732HF	27032HF	18732	27032
0.330	18733F	27033F	18733HF	27033HF	18733	27033
0.340	18734F	27034F	18734HF	27034HF	18734	27034
0.350	18735F	27035F	18735HF	27035HF	18735	27035
0.360	18736F	27036F	18736HF	27036HF	18736	27036
0.370	18737F	27037F	18737HF	27037HF	18737	27037
0.380	18738F	27038F	18738HF	27038HF	18738	27038
0.390	18739F	27039F	18739HF	27039HF	18739	27039
0.400	18740F	27040F	18740HF	27040HF	18740	27040
0.410	18741F	27041F	18741 HF	27041HF	18741	27041
0.420	18742F	27042F	18742HF	27042HF	18742	27042
0.430	18743F	27043F	18743HF	27043HF	18743	27043
0.440	18744F	27044F	18744HF	27044HF	18744	27044
0.450	18745F	27045F	18745HF	27045HF	18745	27045

Customized widths from .140" up to .310" for under and oversized T-slots.

Colors: G-Grey; W-White; BL-Black

Other backing widths available. Minimums may be required for certain sizes and colors.

Screen Worksheet

Measurement

_____” Width x _____” Height

Identify Frame

Select frame finish.

Mill _____ White _____ Dark Bronze _____

Other _____

Select wire.

Charcoal Fiberglass (Standard) _____ Gray Fiberglass _____

Bright Aluminum _____ Charcoal Aluminum _____

SCREEN SPINE:

YES _____ NO _____

COLOR-

Crossbrace location

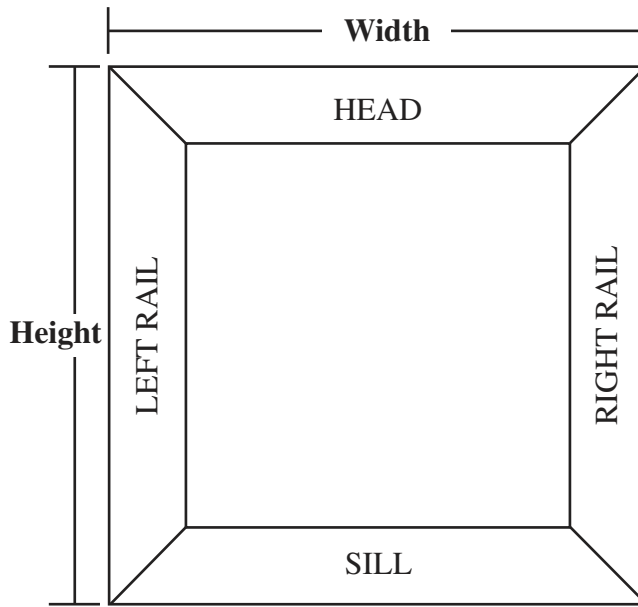
Required _____ Not Required _____

Horizontal: _____ inches up from the bottom

Vertical: _____ inches from the right rail

Hardware: Required _____ Not Required _____

Measure location of hardware and specify on drawing. Always determine hardware location from the end of the corner to either center or pivot point depending on type of hardware. Also make with small line across screen frame (rail) shown on drawing below the location of hardware.



- Hardware to be provided installed on head rail.
Quantity _____ To be installed _____ inches from end (tip or corner)
- Hardware to be provided installed on sill rail.
Quantity _____ To be installed _____ inches from end (tip or corner)
- Hardware to be provided installed on left rail.
Quantity _____ To be installed _____ inches from end (tip or corner)
- Hardware to be provided installed on right rail.
Quantity _____ To be installed _____ inches from end (tip or corner)