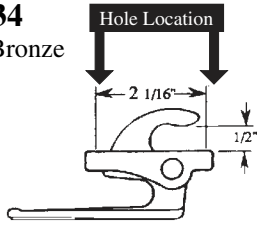
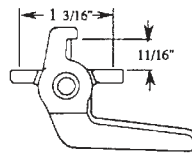


# Casement Window: Locking Handles, Keepers

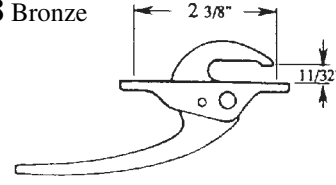
**#023-34**  
White Bronze



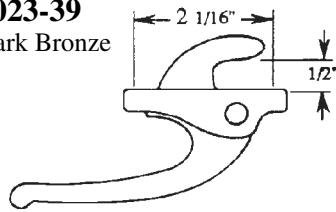
**#023-35** RH Shown  
**#023-36** LH  
Bronze



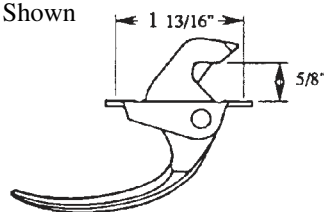
**#023-37** Aluminum  
**#023-38** Bronze



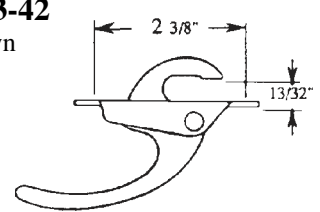
**#023-39**  
Dark Bronze



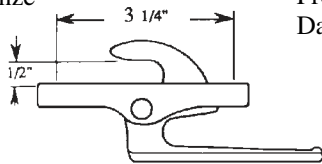
**#023-40** RH Shown  
**#023-41** LH



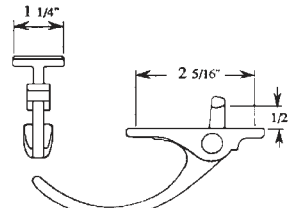
**#023-42**  
Brown



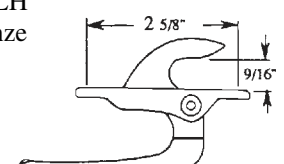
**#023-43**  
Dark Bronze



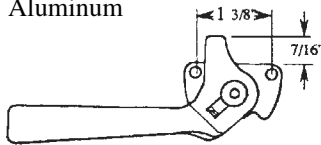
**#023-44**  
Front and Side Views  
Dark Bronze



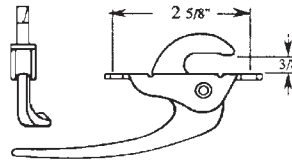
**#023-45** RH Shown  
**#023-46** LH  
White Bronze



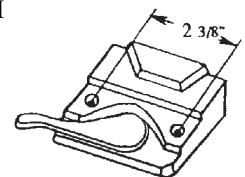
**#023-47** RH Shown  
**#023-48** LH  
Aluminum



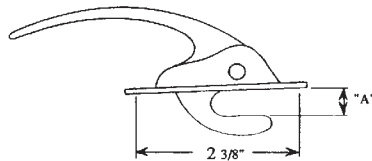
**#023-49** RH Shown  
**#023-50** LH  
Front and Side Views  
Bronze



**#023-51** RH Shown  
**#023-52** LH  
Dark Bronze

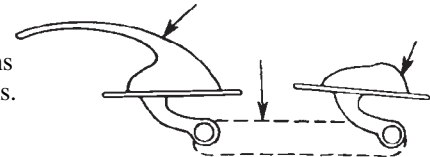


**#04-36**  
"A" Dim available in 7/16" or 3/8"  
White Bronze

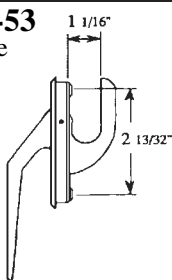


## The 2 Point Lock System

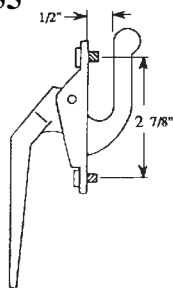
**#04-37** (Set)  
This has the same dimensions as #04-36, but with two locks. tie bars are available.



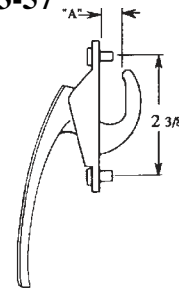
**#023-53**  
Bronze



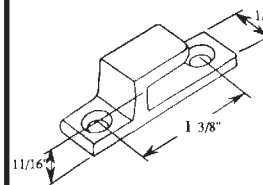
**#023-55**



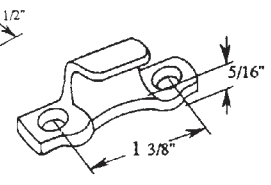
**#023-57**



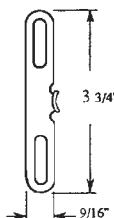
**#04-19**  
White Bronze



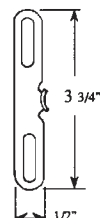
**#04-21**  
White Bronze



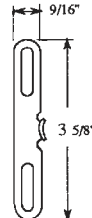
**#014-31-35**  
Keeper



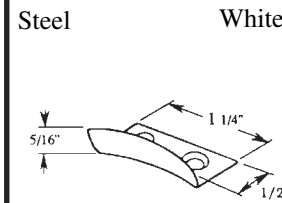
**#014-31-39**  
Keeper



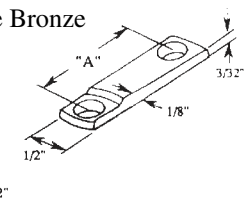
**#014-31-38**  
Keeper



**#04-25**  
Steel

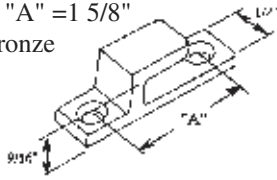


**#04-26**  
White Bronze



# Casement/Project Window: Keepers

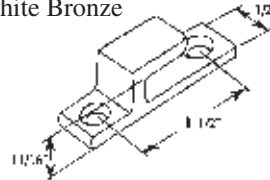
**#03-43** "A" = 1 7/16"  
**#03-44** "A" = 1 5/8"  
 White Bronze



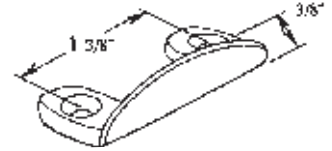
**#04-22**  
 White Bronze




**#03-45**  
 White Bronze



**#04-23**  
 White Bronze

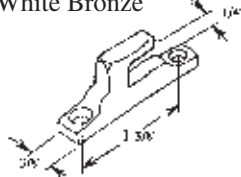


**#04-27**  
 White Bronze

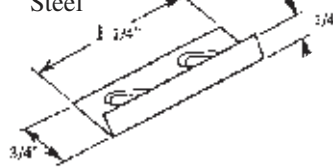


"A" Dim. Available from 1/8" to 5/16" Height. Please Specify.

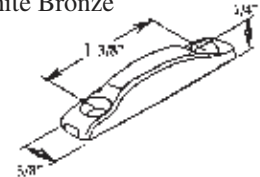
**#04-20**  
 White Bronze



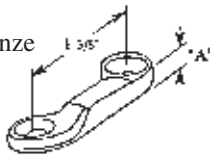
**#04-24**  
 Steel



**#04-28**  
 White Bronze

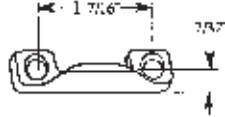


**#04-29**  
 White Bronze

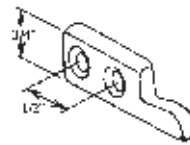


"A" Dim. Available from 1/8" to 5/16" Height. Please Specify.

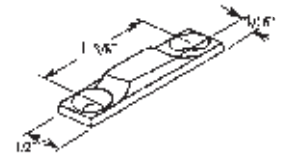
**#023-13**  
 White Bronze



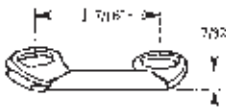
**#023-17**  
 Brass



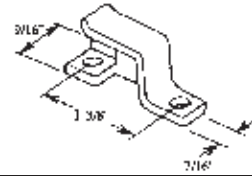
**#04-30**  
 White Bronze



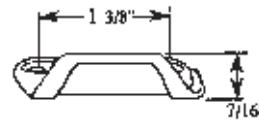
**#023-14**  
 White Bronze



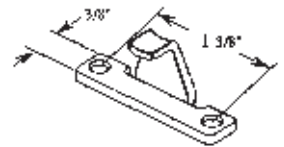
**#023-18**  
 Dark Bronze



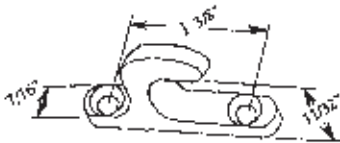
**#023-11**  
 White Bronze



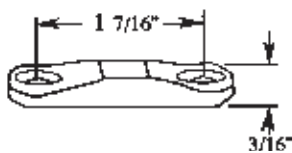
**#014-08-15**  
 Brass



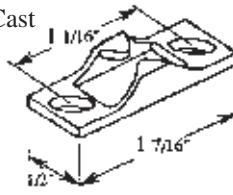
**#023-19**  
 Dark Bronze



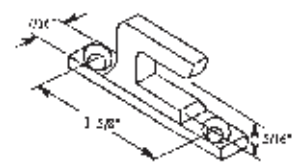
**#023-12**  
 White Bronze



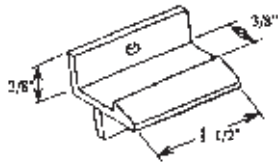
**#03-16**  
 Die Cast



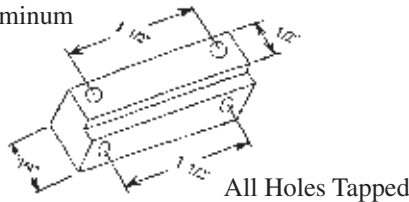
**#023-20**  
 Dark Bronze



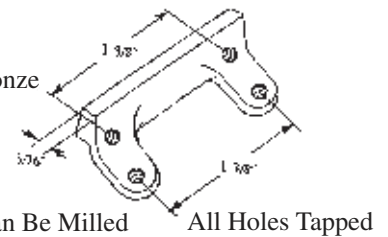
**#023-21**  
 Aluminum



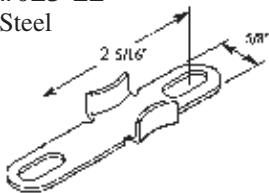
**#017-17 RH/LH**  
 Aluminum



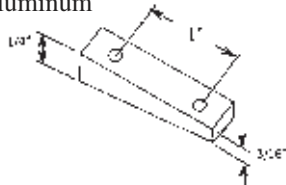
**#04-65**  
 Sub-Base  
 White Bronze



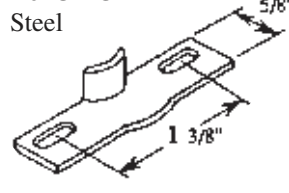
**#023-22**  
 Steel



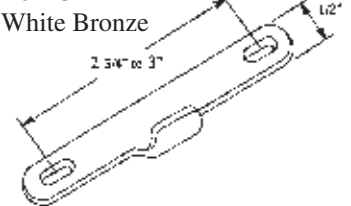
**#017-18**  
 Aluminum



**#023-23**  
 Steel



**#04-31**  
 White Bronze



# Casement/Projection Windows: Keepers, Spring Catches, Safety Locks, Pressure Shoes

